

Possible troubleshooting occurring installing Race Studio2 under Microsoft Windows Vista™ and 7™ operating systems



Racing Data Power



Racing Data Power

1 – Race Studio 2 under Windows Vista™ and 7™

Race Studio 2 software – release **2.31.02** works under the following operating systems:

- Microsoft Windows 7™ 32/64 bit
- Microsoft Windows Vista™ 32/64 bit
- Microsoft Windows XP™

1.1 – Suggested custom installation folder

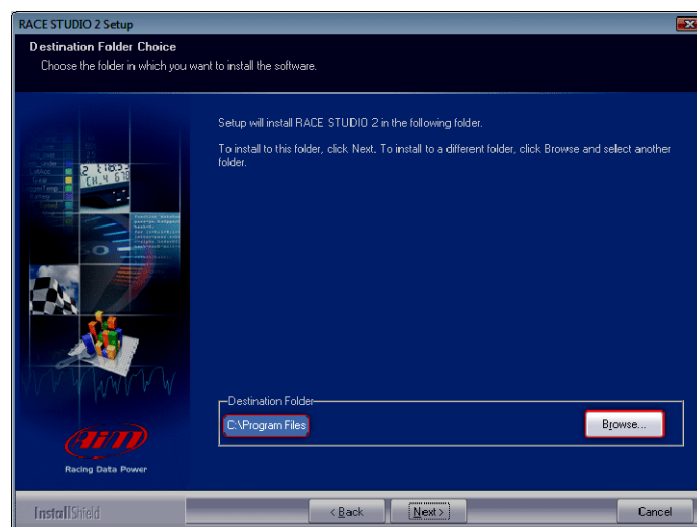
Provided that “C” is the hard disk where the operating system is installed, default installation under Microsoft Windows Vista™ and Microsoft Windows 7™ places **Race Studio 2** software in “C:\AIM_SPORT\RaceStudio2” folder.

To install the software other where click “Browse” on “Destination Folder Choice” window and select the desired destination folder.

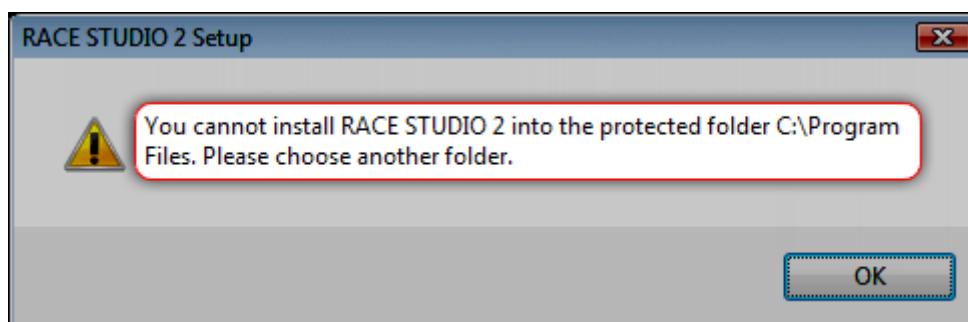
Please note: under these operating systems **Race Studio 2** installation is **not allowed** in any of Windows protected folder like:

- “C:\Program Files”
- “C:\Program Files(x86)” – this folder is only present on 64 bit operating systems

In the image here below a wrong path has been selected (“C:\Program Files”).

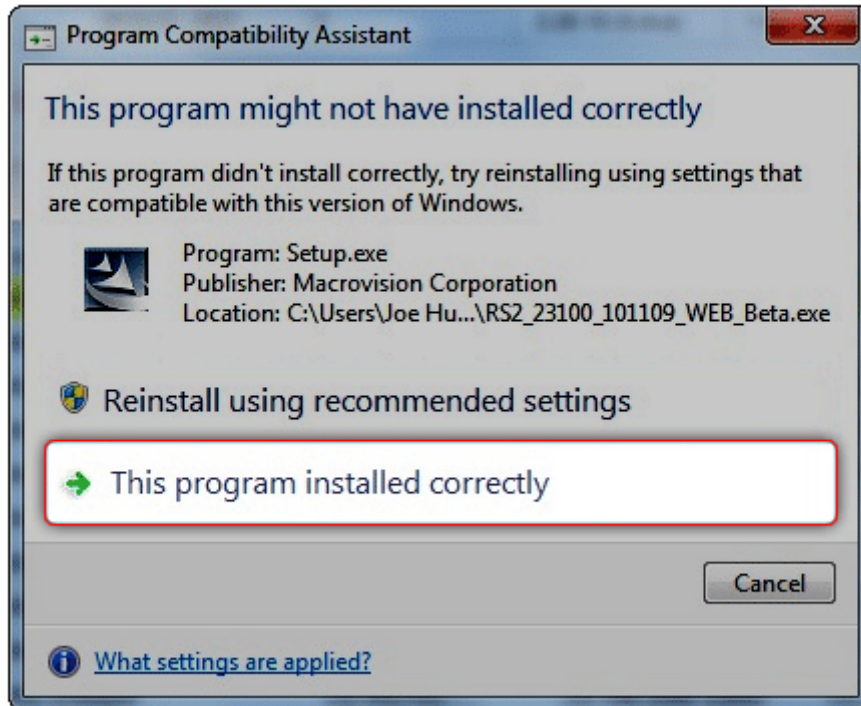


The system shows this message:



1.2 – Possible wrong installation

Once Race Studio installation under Microsoft Windows 7™ operating system is over the warning message here below can appear; select “This program installed correctly” and the message should disappear.



According to **Microsoft website**:

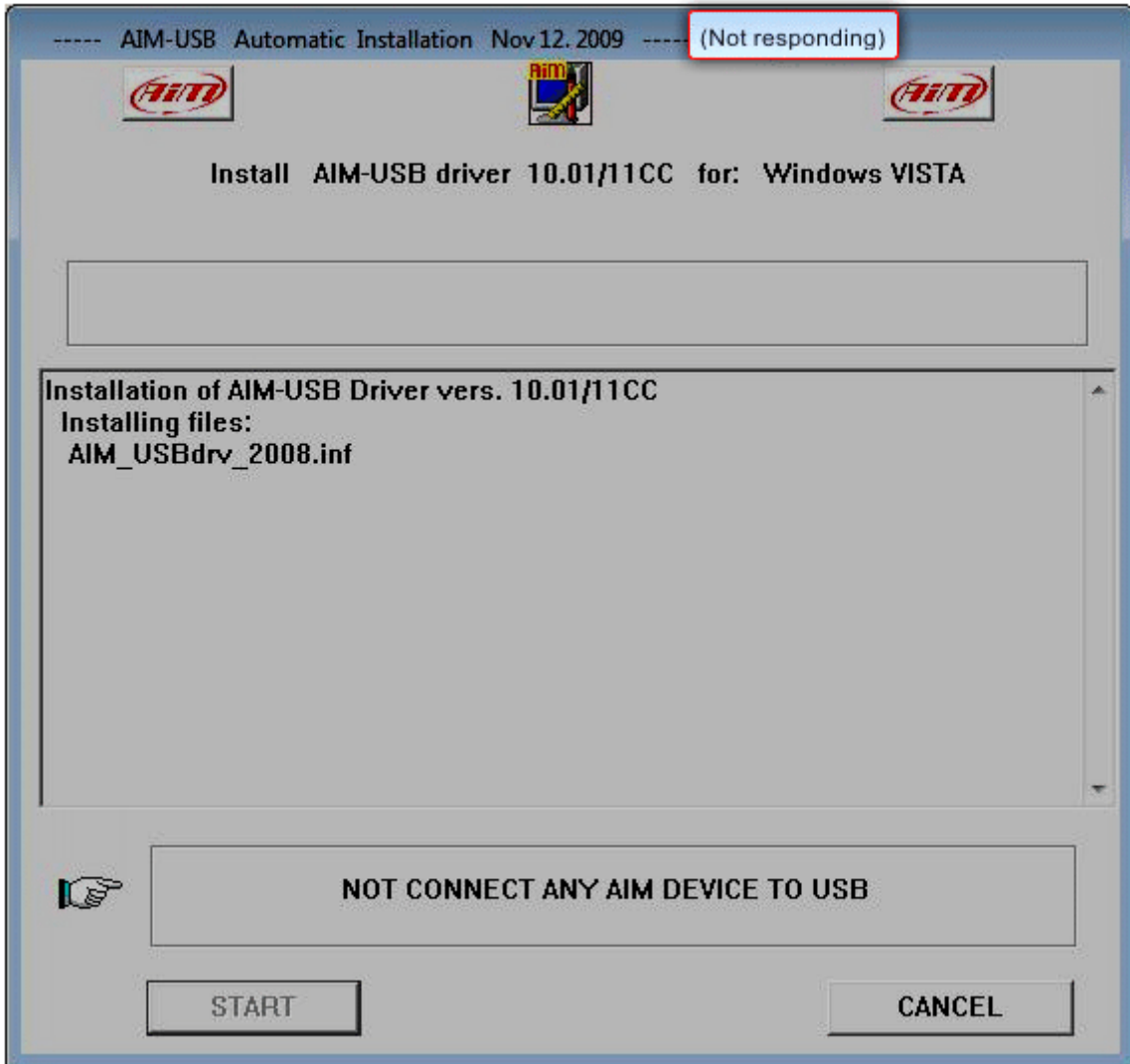
“This warning is configured to appear every time Windows 7 detects that there might be **any** incompatibility between a given program's Windows XP or Windows Vista feature set and the way it now operates. Much of the time, you will not, in fact, see any trouble with your installed software in normal use”.

See the following link for further information.

<http://social.technet.microsoft.com/Forums/en-US/w7itproappcompat/thread/0b1450b7-6315-461a-8ade-b258e93e32b1>.

1.3 – Application not responding

During AIM USB Driver installation it may occur that the warning message shown here below appears for a few seconds.



The program is busy installing AIM USB Driver. Microsoft Windows signals this adding "Not responding" to the mask title of "AIM-USB Automatic Installation" window. Just wait for a few seconds and the window will become active again. AIM is working to avoid this situation.